

North Oxfordshire Academy

Year 11 Summer revision Guide

Contents Page

Page numbers	Section heading
Page 2	Welcome letter <i>(Points to note, revision, how to use this guide)</i>
Page 3- 7	Revision guidance <i>(Strategies, school website and schedules)</i>
Page 8	Helpdesk
Page 12– 69	Subject revision pages

Dear Year 10 Students and Parents/Guardians,

As we approach the end of the school year, I am excited to welcome you to Year 11. This is a pivotal year in your academic journey as you prepare for your GCSE examinations, and I am looking forward to supporting you every step of the way.

Year 11 will be both challenging and rewarding, and it is important to start off on the right foot. Over the summer holidays, I encourage you to begin establishing good revision routines. Consistent and focused study habits will not only help you retain information but also reduce stress as the exams approach. Remember, effective revision is key to your success.

To help you get started, we have prepared this booklet that outlines what you will be learning over Term 1. This booklet will provide you with an insight into the topics and content you will be covering, and it will also form part of your preparation for the Mock 1 assessment. Familiarising yourself with this material over the summer will give you a head start and help you feel more confident as you begin Year 11.

Please take the time to review the booklet and use it as a guide for your summer revision. If you have any questions or need additional resources, do not hesitate to reach out to your teachers or me.

We are committed to providing you with the support and guidance you need to achieve your best. I am confident that, with hard work and dedication, you will have a successful and fulfilling Year 11.

Enjoy the rest of your summer, and I look forward to seeing you in the new school year.

Kind Regards

David Murphy
Vice Principal



Points to note

Your November mock examinations are your '**first race**' of the year.

It is the first point that we can understand what level you are currently working at and is a result of the hard work you have been completing this term.

Your November mocks will be used to inform predictions (which will be what 6th forms will want to know for your admissions), for any set changes and allow you to see your progress.

To prepare for your mocks, you should ensure that you have access to the following things:

- Any revision booklets that your subject teacher gives to you.
- Your 'Y11 Revision Guidance' booklet.
- Your knowledge organisers.
- Seneca/ Sparx logins.
- Homework booklets.

Revision

It is important that you are revision correctly and smartly – this means planning your revision schedule and keeping to it, rather than revising at the last minute.

IT IS NOT ENOUGH TO JUST COMPLETE THE WORK WHICH IS GIVEN TO YOU IN CLASS

You should see your learning as follows:

- **Classwork** = the exam paper skills/ addressing any misconceptions.
- **Subject homework** = Helping you to recall skills from previous units and all skills.
- **Revision** = Ensuring you are exam ready.

Those who will achieve higher grades will complete all three waves of classwork, subject homework and revision.

How to use this guide

This booklet will be published in the Y11 Revision webpage – here you will have access to any links which appear in the document.

On the next page, you will find a knowledge organiser with all the key skills that you were shown by your class teacher.

Ensure that you use your Leitner cards, intervention book and the revision strategies to complete the tasks set by your subjects.

Furthermore, there is an example revision schedule and a blank guidance frame to space out your revision.

BE SELFISH FOR YOUR GRADE.

Revision Guide

The Basics

- Limit distractions.
- Create and use a revision plan.
- Find a nice quiet space to revise in.
- Set an alarm and start early!
- Revise. Repeat. Remember.
- Make sure you eat, sleep and take time out.
- Stay positive.

How can I revise effectively?

Three common revision techniques that are least effective in helping you revise are: ✓ Highlighting texts

Re-reading

Summarising text

These methods may make you *feel like* you are revising, but there are better ways to help you revise...

Flashcards

Create these with questions on one side and the answers on the other. You can colour code them for different topics and quiz yourself or others. You can also create flashcards on-line or on your phone using Quizlet.




Retrieval Practice

Testing yourself for what you know is a really powerful tool in revision. The effort to remember something really strengthens your memory. Use your Knowledge Organisers to Self-Quiz and subject revision guides to help you.

Types: Multiple choice; True or false; odd one out; explanation questions.

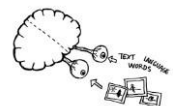
Interleaving & Spacing

Avoid trying to revise all your topics in one go (cramming). Instead, revise chunks of a topic for small amounts of time (15 mins) and then move onto another chunk. This will improve your memory.



Dual Coding

This is putting your knowledge into visual form alongside words. It increases your chances of remembering it.

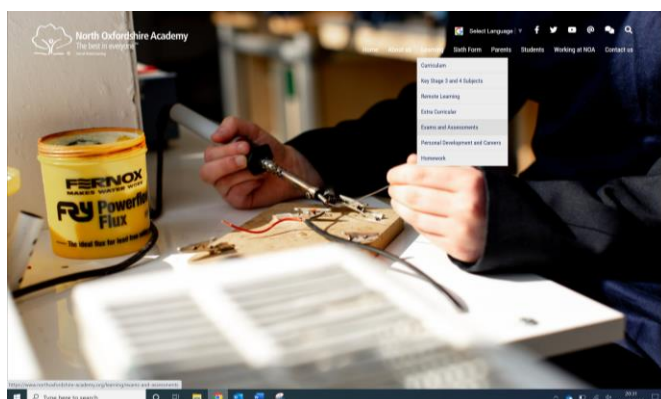


Deliberate Practice

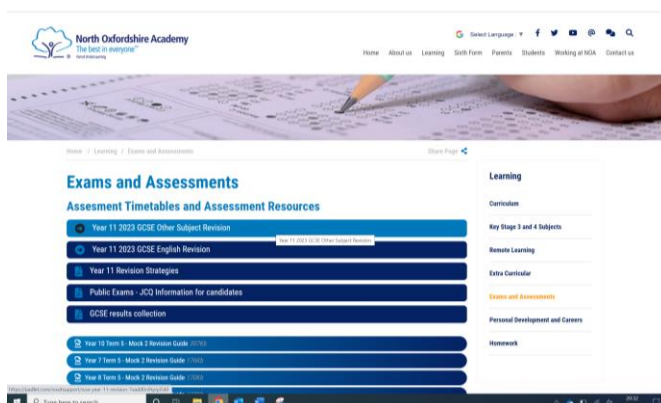
Set aside time to practice improving your knowledge. Choose what you need to do. It should be difficult enough to challenge you, and practice, practice, practice! Try to focus on something you are almost able to do but just not yet!

Revision Website


<https://padlet.com/noxitsupport/noa-year-11-revision-7xadd0n9tpipi540>



Go to the school homepage and select “learning -> exams and assessments”



Here you can find a copy of your upcoming mock timetable and a link to our dedicated Y11 revision webpage



On the next two pages, there are examples of a two-week revision schedule. Plan your revision and then stick to your plan – use your time effectively and ensure that you are prepared to begin your exams on **Monday 30th of October**.

What does effective and successful revision look like?

- Revision should be organised.

	MON A	TUES A	WEDS A	THURS A	FRI A
SUBJECT	English	Maths	Science	Spanish	History
FOCUS	<i>Key quotes for Lady Macbeth</i>	<i>Shape</i>	<i>Energy</i>	<i>Regular present tense</i>	<i>Religion in Elizabethan society</i>
	MON B	TUES B	WEDS B	THURS B	FRI B
SUBJECT	English	Maths	Science	Design & Technology	Geography
FOCUS	<i>Historical context of AIC</i>	<i>Graphs</i>	<i>Human nervous system</i>	<i>Technical Principles</i>	<i>Erosion</i>

Planning your Revision Schedule

	MON A	TUES A	WEDS A	THURS A	FRI A
SUBJECT	English	Maths	Science		
FOCUS					
	MON B	TUES B	WEDS B	THURS B	FRI B
SUBJECT	English	Maths	Science		
FOCUS					



United Learning
The best in everyone™

■ Ambition ■ Confidence ■ Creativity ■ Respect ■ Enthusiasm ■ Determination

Planning your Revision Schedule

	MON A	TUES A	WEDS A	THURS A	FRI A
SUBJECT	English	Maths	Science		
FOCUS					
	MON B	TUES B	WEDS B	THURS B	FRI B
SUBJECT	English	Maths	Science		
FOCUS					

Summer Helpdesk

If you need further guidance or support, remember the layers of support which are on offer to you. You can talk to:

- Your class teacher.
- Your tutor.
- Your Head of Departments.

If you are concerned, stuck or feeling unsure of **anything please get in contact with the school** – we want to be able to offer support to you. Please email the subject contact below:

Key Leader	Role	
David Murphy	Vice Principal – Year 11	david.murphy@northoxfordshire-academy.org

For out of hours support

Email David.murphy@northoxfordshire-academy.org

English Language	Term 1 Topics and Revision guidance	<p>In your English Language lessons in Year 11 (you will have two or three per fortnight) you will continue to improve your knowledge of the skills needed to excel at GCSE English Language (Paper 1, fiction and Paper 2, non fiction). You will also encounter many more texts (both fiction and non fiction) and apply the Interactive Reader Code to them, which will help you to feel comfortable with approaching unseen texts in the exams.</p> <p>Your November Mock paper will be a Language Paper 1 mock paper, which will take the following format:</p> <p><u>Section A: Reading (40 marks in total)</u> <u>Skills:</u></p> <ul style="list-style-type: none"> Approaching an extract (IR Code) Analysis Identifying language methods Identifying structural methods Coming to a judgement Quotation selection <p><u>Question Format & Suggested Timings</u> Read and IR code the text (15 mins) Question 1: multiple choice questions on the first part of the source (line numbers are given), (5 mins, 4 marks) Question 2: Language analysis: How does the writer use language to describe..... (line numbers are given) (10 mins, 8 marks) Question 3: Structural analysis: How does the writer structure the text to create suspense/mystery etc (you write about the whole text, beginning, middle and end) (10 mins, 8 marks) Question 4: This question invites you to critically evaluate a part of the text. You will be given a statement like: "The writer really brought the characters to life. To what extent do you agree with this statement?" You need to answer using language and structural analysis to back up your judgements. (20 mins, 20 marks)</p> <p><u>Section B: Writing (40 marks in total)</u> You will be asked to write either a description based on an image or a story. We strongly suggest that you do the description and use the Drop, Zoom, Flash, Echo structure. You are also being assessed on:</p> <ul style="list-style-type: none"> Effective use of senses and language methods SPAG – ensuring this is accurate and a variety can be applied Using a range of vocabulary Variety of sentence types <ul style="list-style-type: none"> Suggested Timings for Section B: <p>5 mins planning 35 mins writing 5 mins checking</p>
	Resources required to revise	<ul style="list-style-type: none"> See the NOA English Padlet Revision website, which is pinned to the top of your class team-that has EVERYTHING you could need! See especially the Language Walking Talking Mocks and past papers CGP – GCSE AQA English Language Complete Revision and Practice GCSE AQA English Language Exam Practice Workbook Seneca – KS3 Grammar Marked mocks, CMGs and class feedback Your Homework Reading booklets, exercise book and Yr. 10 Folder
English Literature	Term 1 Topics and Revision guidance	<p>In your English Literature lessons next term (7 or 8 per fortnight) you will consolidate your knowledge of, and ability to write about, Macbeth for the first three weeks. We will then begin study of our final text, Dickens' A Christmas Carol.</p>

		<p>The November Mock will re-test you on Literature Paper 2 (which is 60% of the Literature GCSE), and it is therefore crucial that you keep your Animal Farm and Power and Conflict knowledge and skills going over the summer. Literature 2 takes the following format:</p> <p>The written exam takes 2 hours and 15 minutes in total and is worth 60% of your entire English Literature GCSE.</p> <div> <div> <h3>Section A</h3> <p>Modern texts (drama or prose)</p> <p>Section A of paper 2 is worth 34 marks</p> <ul style="list-style-type: none"> 4 of these marks account for accurate use of spelling, punctuation and grammar (AO4). <p>You will be given a choice of two questions to answer from your chosen text and you must pick one to respond to.</p> <p>It is recommended that you spend 45 minutes on this section, including 5 to 10 minutes spent planning, which leaves up to 50 minutes to write your essay.</p> <p>Remember that planning is essential as examiners found that a plan frequently led to a well-constructed answer and lack of planning proved an issue.</p> </div> <div> <h3>Section B</h3> <p>Poetry</p> <p>Section B of paper 2 is worth 30 marks as A03 and AO4 is not assessed in this section of the exam.</p> <p>You will be required to answer one comparative question on one named poem printed on the paper and one other poem from your chosen anthology.</p> <p>In this case, as there are less marks to be gained here, we would recommend that you spend 45 minutes on this section, including 5 to 10 minutes spent planning.</p> </div> </div> <div> <h3>Section C</h3> <p>Unseen Poetry</p> <p>Section C of paper 2 is worth 32 marks.</p> <ul style="list-style-type: none"> You will be assessed on AO1 and AO2 only as the poem is unseen. <p>Firstly, you will be given a question worth 24 marks where you will be expected to write an essay about an unseen poem. You should spend around 30 minutes on this section.</p> <p>Then, you will be given another unseen poem that you will be asked to compare to the first unseen poem for 8 marks, which you should spend about 10 minutes on.</p> </div>
	Resources required to revise	<ul style="list-style-type: none"> See the NOA English Revision Padlet website, which is pinned to the top of your class team-that has EVERYTHING you could need! See especially the literature revision videos made by the NOA English department (there is one for each focus poem, Macbeth and Animal Farm) Re-read Animal Farm AT LEAST once on SPARX Reader Consolidation booklets for Macbeth and Power and Conflict poetry CGP: Macbeth, Animal Farm and Power and Conflict Poetry Seneca: Macbeth, Animal Farm and Power and Conflict Poetry Oak Academy: Macbeth, Animal Farm and Power and Conflict Poetry Marked mock papers and feedback from use in class Exercise Book and Yr. 10 Folder, especially your Power and Conflict and Macbeth notes booklets Teacher Revision Videos Key Quote sheets-on Padlet
Maths	Term 1 Topics and Revision guidance	<p>High frequency topics for non-calculator and calculator papers for both Foundation (F) and Higher (H) tiers:</p> <p>Paper 1 – Non-calculator</p> <ul style="list-style-type: none"> Fraction operations (F & H)

		<ul style="list-style-type: none"> • Proportionality (F & H) • Converting between Fractions, Decimals and Percentages (F) • Fraction of an amount (F) • Direct Proportion • Write as a ratio (F) • Application of Ratio (F) • Solve Linear Equations (F) • Index Laws (H) • Surds (H) • Algebraic Fractions (H) • Probability (H) <p>Paper 2 and 3 – Calculator</p> <ul style="list-style-type: none"> • Pythagoras (F & H) • Trigonometry (F & H) • Transformations (F & H) • Compound interest (F & H) • Circles and sectors (F & H) • Cumulative frequency and box plots (H) <p>Students in 11xMa1, 11yMa1, 11xMa2 and 11yMa2 will sit the higher tier papers whilst students in 11xMa3, 11yMa3, 11xMa4 and 11yMa4 will sit the foundation tier papers.</p>
	Resources required to revise	<ul style="list-style-type: none"> • Sparx • Method Maths • Maths genie
Science Trilogy	Term 1 Topics and Revision guidance	<p>The revision plan focuses on Paper 1 content (year 10 content). This will lead into your November Mock series which will consist of biology paper 1, chemistry paper 1 and physics paper 1.</p> <p>BIOLOGY</p> <ul style="list-style-type: none"> • B1 Cell biology <ul style="list-style-type: none"> ○ Cell structure ○ Cell division ○ Transport in cells ○ Osmosis RP ○ Microscope RP • B2 Organisation <ul style="list-style-type: none"> ○ Digestive system ○ Lungs ○ Heart, blood vessels and blood ○ Coronary heart disease ○ Non-communicable disease ○ Cancer and tumour types ○ Plants tissues and transport ○ Food tests RP ○ Enzymes RP • B3 Infection <ul style="list-style-type: none"> ○ Communicable diseases ○ Human defence systems ○ Immune response <ul style="list-style-type: none"> ▪ Phagocytosis ▪ Antibodies ▪ Antitoxins ○ Vaccination ○ Antibiotics and painkillers ○ Discovery and development of drugs • B4 Bioenergetics

- Respiration
- Response to exercise
- Photosynthesis
- Photosynthesis RP

CHEMISTRY

- C1 Atoms and periodic table
 - Atoms and isotopes
 - Relative formula mass
 - Separating mixtures
 - Development of the atomic model
 - Periodic table development
 - Group 1, group 7 and group 0
- C2 Bonding
 - Ionic bonding
 - Covalent bonding
 - Metallic bonding
 - States of matter
 - Polymers
 - Diamond and graphite
 - Graphene and fullerenes
- C3 Quantitative chemistry (calculations)
 - Relative formula mass
 - Balancing equations
 - Moles
 - Concentration
- C4 Chemical changes
 - Reactivity of metals
 - Reactions of acids
 - Salts RP
 - Acid and alkali
 - Electrolysis and RP
- C5 Energy changes
 - Endothermic and Exothermic reactions
 - Temperature change RP
 - Reaction profiles
 - Bond energies

PHYSICS

- P1 Energy
 - Stores and systems
 - Kinetic energy
 - Gravitational potential energy
 - Elastic potential energy
 - Specific heat capacity and RP
 - Power
 - Energy resources
- P2 Electricity
 - Current, potential difference and resistance
 - Ohms Law and RP
 - IV characteristics RP
 - National grid and electricity in homes
 - Power and Appliances
- P3 Particles model of matter
 - Particle model
 - Density and RP

		<ul style="list-style-type: none"> ○ Internal energy ○ Gas pressure ● P4 Atomic structure <ul style="list-style-type: none"> ○ Atoms and isotopes ○ Development of the atomic model ○ Atoms and nuclear radiation
	Resources required to revise	<ul style="list-style-type: none"> ● CGP AQA Combined science revision guide (available from Amazon) ● Useful revision resources can be found on padlet ● https://padlet.com/vickiyaxley/science-trilogy-revision-zhf20kfrz3cvn2cm <p>Seneca revision</p> <p>Websites to use:</p> <p>BBC Bitesize</p> <p>Revision videos</p> <p>Required practical videos</p> <p>AQA GCSE Science Primrose Kitten</p>
Triple Science-Biology	Term 1 Topics and Revision guidance	<p>The revision plan focuses on Paper 1 content (unit 1 – 4). This will lead into your November Mock series which will be Paper one only. This will give us a full comparison against your end of year 10 Mocks.</p> <ul style="list-style-type: none"> ● B1 Cell biology <ul style="list-style-type: none"> ○ Cell structure ○ Cell division ○ Transport in cells ○ Osmosis RP ○ Microscope RP ○ Culturing microorganisms and microorganisms ● B2 Organisation <ul style="list-style-type: none"> ○ Digestive system ○ Lungs ○ Heart, blood vessels and blood ○ Coronary heart disease ○ Non-communicable disease ○ Cancer and tumour types ○ Plants tissues and transport ○ Food tests RP ○ Enzymes RP ● B3 Infection <ul style="list-style-type: none"> ○ Communicable diseases ○ Human defence systems ○ Immune response <ul style="list-style-type: none"> ▪ Phagocytosis ▪ Antibodies ▪ Antitoxins ○ Vaccination ○ Antibiotics and painkillers ○ Discovery and development of drugs ○ Monoclonal antibodies ○ Plant disease ● B4 Bioenergetics <ul style="list-style-type: none"> ○ Respiration ○ Response to exercise ○ Photosynthesis ○ Photosynthesis RP

	Resources required to revise	<ul style="list-style-type: none"> • CGP AQA GCSE Chemistry revision guide (available from Amazon) • Teams section under files -> Knowledge organisers • Teams section under files -> Past papers • Seneca revision <p>Websites to use:</p> <p>BBC bitesize</p> <p>Revision videos</p> <p>Required practical videos</p> <p>Physics and maths tutor</p> <p>AQA GCSE Science Primrose Kitten</p> <p>AQA GCSE Chemistry Topic Questions - Access Tuition</p>
Triple Science-Chemistry	Term 1 Topics and Revision guidance	<p>The revision plan focuses on Paper 1 content (year 10 only content). This will lead into your November Mock series which will be Paper one only. This will give us a full comparison against your end of year 10 Mocks</p> <ul style="list-style-type: none"> • C1 Atoms and periodic table <ul style="list-style-type: none"> ○ Atoms and isotopes ○ Relative formula mass ○ Separating mixtures ○ Development of the atomic model ○ Periodic table development ○ Group 1, group 7 and group 0 ○ Transitional elements • C2 Bonding <ul style="list-style-type: none"> ○ Ionic bonding ○ Covalent bonding ○ Metallic bonding ○ States of matter ○ Polymers ○ Diamond and graphite ○ Graphene and fullerenes ○ Nanoparticles • C3 Quantitative chemistry (calculations) <ul style="list-style-type: none"> ○ Relative formula mass ○ Balancing equations ○ Moles ○ Concentration ○ Percentage yield ○ Atom economy ○ Titrations ○ Moles and gases • C4 Chemical changes <ul style="list-style-type: none"> ○ Reactivity of metals ○ Reactions of acids ○ Salts RP ○ Acid and alkali ○ Electrolysis and RP • C5 Energy changes <ul style="list-style-type: none"> ○ Endothermic and Exothermic reactions ○ Temperature change RP ○ Reaction profiles ○ Bond energies

	Resources required to revise	<ul style="list-style-type: none"> CGP AQA GCSE Chemistry revision guide (available from Amazon) Teams section under files -> Knowledge organisers Teams section under files -> Past papers Seneca revision <p>Websites to use:</p> <p>BBC Bitesize</p> <p>Revision videos</p> <p>Required practical videos</p> <p>Physics and maths tutor</p> <p>AQA GCSE Science Primrose Kitten</p> <p>AQA GCSE Chemistry Topic Questions - Access Tuition</p>
Triple Science- Physics	Term 1 Topics and Revision guidance	<p>The revision plan focuses on Paper 1 content (year 10 content). This will lead into your November Mock series which will be Paper one only. This will give us a full comparison against your end of year 10 Mocks</p> <ul style="list-style-type: none"> P1 Energy <ul style="list-style-type: none"> Transfers and pathways Kinetic energy GPE Elastic energy Specific heat capacity and RP Thermal insulators Insulation thickness P2 Electricity <ul style="list-style-type: none"> Current and Potential difference Ohms Law National grid and electricity in homes Power and Appliances Static electricity Electric fields P3 Particles model of matter <ul style="list-style-type: none"> Particle model Density Gas pressure P4 Atomic structure <ul style="list-style-type: none"> Isotopes and atomic structure and history of atom structure Nuclear radiation and half life Uses of radiation. Irradiation and contamination
	Resources required to revise	<ul style="list-style-type: none"> AQA GCSE Physics revision guides (from Amazon etc.) Teams section under files --> knowledge organisers and revision mats have been added Teams section under files --> past papers have been added Seneca revision - no need to wait for an assignment! <p>Websites to use:</p> <ul style="list-style-type: none"> https://www.physicsandmathstutor.com/physics-revision/gcse-aqa/ https://www.bbc.co.uk/bitesize/examspecs/z8xtmnb https://www.savemyexams.com/gcse/physics/ https://studyrocket.co.uk/revision/gcse-physics-aqa
Geography	Term 1 Topics and Revision guidance	<p>The November Mock will require you to recall knowledge from Year 10 content, so it is important to revise the topics covered throughout the year. Identify where your gaps in knowledge are and use the revision tools at your disposal to help fill those gaps. A reminder of the topics covered in Year 10:</p> <p>Paper 1 – Living with the Physical environment</p>

		<ul style="list-style-type: none"> Challenge of natural hazards <ul style="list-style-type: none"> Climate and Hazards Tropical Storms Tectonics The Living world <ul style="list-style-type: none"> Ecosystems and biomes Tropical rainforest Hot deserts <p>Paper 2 – Challenges in the Human environment</p> <ul style="list-style-type: none"> Urban issues and challenges <ul style="list-style-type: none"> Trends and global patterns Liverpool case study Lagos case study Urban transport strategies Sustainable urban living Challenge of resource management <ul style="list-style-type: none"> Provision of food, water, and energy in the UK Water surplus and deficit Water transfer schemes in China and Kenya
	Resources required to revise	<ul style="list-style-type: none"> AQA CGP Geography revision guide (available on amazon) Teams section under files --> Self quizzing document All students have knowledge organisers Seneca revision. Oak academy (available at continuity Oak)
History	Term 1 Topics and Revision guidance	<p>Year 11 content for Term 1 can be found below:</p> <p>Paper 2: Superpower relations and the Cold War, 1941-91 <u>Key topic 1: The origins of the Cold War, 1941-58</u></p> <ul style="list-style-type: none"> Early tension between East and West The development of the Cold War The Cold War intensifies <p><u>Key topic 2: Cold War crises, 1958-70</u></p> <ul style="list-style-type: none"> Increased tension between East and West Cold War crises Reaction to crisis <p>Mock 3 will be on Y10 content too (Paper 1 & Paper 3). Please remember to continue to revise the following topics you have already studied:</p> <p>Paper 1: Medicine in Britain, c1250-present & The British sector of the Western Front, 1914-18: injuries, treatment and the trenches Make sure to revise our themes for these time periods: ideas about <u>cause of disease</u>; approaches to <u>treatment and prevention</u>; as well as key case studies.</p> <ul style="list-style-type: none"> Medicine in medieval England Medicine Renaissance in England Medicine in 18th and 19th century Britain Medicine in modern Britain Historic environment: injuries, treatment, and the trenches <p>Paper 3: Weimar and Nazi Germany, 1918-39</p> <ul style="list-style-type: none"> Key topic 1: The Weimar Republic, 1918-29 Key topic 2: Hitler's rise to power, 1919-33

		<ul style="list-style-type: none"> ○ Key topic 3: Nazi control and dictatorship, 1933-39 ○ Key topic 4: Life in Nazi Germany
	Resources required to revise	<p>All resources should be relevant to Pearson Edexcel GCSE (9-1). Make sure any resource you buy independently follow the following topics:</p> <p>Paper 1: Medicine in Britain Paper 2: Cold War & Elizabeth Paper 3: Weimar & Nazi Germany</p> <p>Resources:</p> <ul style="list-style-type: none"> ○ Target 5/9 grade workbooks (Pearson). ○ MyRevisionNotes revision guide (four units in one). ○ Knowledge organisers. ○ Teams > files. You can find lesson resources, exam questions, revision resources. <p>Websites:</p> <ul style="list-style-type: none"> ○ YouTube - MrCloeHistory ○ BBC Bitesize: Germany; Medicine ○ UL pupil curriculum: Continuity Oak (all topics)
Spanish	Term 1 Topics and Revision guidance	<p>A) <u>TERM 1 TOPICS</u></p> <p><u>Theme 1: Identity and culture</u></p> <p><u>Theme 1: Identity and culture covers the following four topics with related sub-topics shown as bullet points:</u></p> <ul style="list-style-type: none"> - <u>Topic 1: Me, my family and friends</u> Relationships with family and friends Marriage/partnership - <u>Topic 2: Technology in everyday life</u> Social media Mobile technology - <u>Topic 3: Free-time activities</u> Music Cinema and TV Food and eating out Sport - <u>Topic 4: Customs and festivals in French-speaking countries/communities</u> <p>B) <u>REVISION ADVICE/GUIDANCE</u></p> <p><u>Vocab Vocab Vocab!</u></p> <p>The best way to get a fantastic grade in your reading and listening exams is to use the look/cover/write/check method with your GCSE Vocabulary booklets! This will allow you to access every question in the GCSE Spanish paper. If you can get started on this over the summer, this will put you in a great position come September. You will find the FULL GCSE SPANISH VOCABULARY LIST below. Please start with the theme 1 vocabulary first. Try to use the following method when learning vocabulary:</p> <ul style="list-style-type: none"> • Step 1) Write down the vocabulary in one list in English (inside of your homework books/on a scrap piece of paper).

		<ul style="list-style-type: none">• Step 2) Then, use the look/cover/write/check method on a scrap piece of paper to learn the vocabulary.• Step 3) Then, when you think you know the vocabulary off by heart, translate the words on the piece of paper into Spanish (without looking in your vocabulary booklet).• Step 4) Then, when you have finished, use your vocabulary booklet to correct your translations												
	Resources required to revise	<ul style="list-style-type: none">• Knowledge Organisers – sentence builders• UL pupil curriculum: https://curriculum.unitedlearning.org.uk/Pupil• BBC bitesize: https://www.bbc.co.uk/bitesize/examspecs/z4yyjihv• Spanish with Antonio: https://www.youtube.com/c/SpanishWithAntonio/videos• FULL GCSE SPANISH Vocabulary List for Foundation and Higher (Pages 23 – 82): https://filestore.aqa.org.uk/resources/spanish/specifications/AQA-8698-SP-2016.PDF												
Art	Term 1 Topics and Revision guidance	<ul style="list-style-type: none">• Knowledge Organisers – Assessment Objectives and Unit 1 Sketchbook checklist• Student Markbooks – for feedback and checklist• AQA Specification - https://www.aqa.org.uk/subjects/art-and-design/gcse/art-and-design-8201-8206• BBC bitesize: https://www.bbc.co.uk/bitesize/subjects/z6hs34j												
	Resources required to revise	NA												
Business Studies	Term 1 Topics and Revision guidance	<p>Term 1</p> <ul style="list-style-type: none">• We start by continuing booklet 1 from Theme 2 business growth.• We then move on to the 4 P's /marketing mix, in more detail. <table><tr><th colspan="2">Topic 2.1 Growing the business</th></tr><tr><th>Subject content</th><th>What students need to learn:</th></tr><tr><td>2.1.1 Business growth</td><td><p>Methods of business growth and their impact:</p><ul style="list-style-type: none">• internal (organic) growth: new products (innovation, research and development), new markets (through changing the marketing mix or taking advantage of technology and/or expanding overseas)• external (inorganic) growth: merger, takeover.<p>The types of business ownership for growing businesses:</p><ul style="list-style-type: none">• public limited company (plc)<p>Sources of finance for growing and established businesses:</p><ul style="list-style-type: none">• internal sources: retained profit, selling assets• external sources: loan capital, share capital, including stock market flotation (public limited companies).</td></tr><tr><td>2.1.2 Changes in business aims and objectives</td><td><p>Why business aims and objectives change as businesses evolve:</p><ul style="list-style-type: none">• in response to: market conditions, technology, performance, legislation, internal reasons.<p>How business aims and objectives change as businesses evolve:</p><ul style="list-style-type: none">• focus on survival or growth• entering or exiting markets• growing or reducing the workforce• increasing or decreasing product range.</td></tr><tr><td>2.1.3 Business and globalisation</td><td><p>The impact of globalisation on businesses:</p><ul style="list-style-type: none">• imports: competition from overseas, buying from overseas• exports: selling to overseas markets• changing business locations• multinationals.<p>Barriers to international trade:</p><ul style="list-style-type: none">• tariffs• trade blocs.<p>How businesses compete internationally:</p><ul style="list-style-type: none">• the use of the internet and e-commerce• changing the marketing mix to compete internationally.</td></tr><tr><td>2.1.4 Ethics, the environment and business</td><td><p>The impact of ethical and environmental considerations on businesses:</p><ul style="list-style-type: none">• how ethical considerations influence business activity: possible trade-offs between ethics and profit• how environmental considerations influence business activity: possible trade-offs between the environment, sustainability and profit• the potential impact of pressure group activity on the marketing mix.</td></tr></table>	Topic 2.1 Growing the business		Subject content	What students need to learn:	2.1.1 Business growth	<p>Methods of business growth and their impact:</p> <ul style="list-style-type: none">• internal (organic) growth: new products (innovation, research and development), new markets (through changing the marketing mix or taking advantage of technology and/or expanding overseas)• external (inorganic) growth: merger, takeover. <p>The types of business ownership for growing businesses:</p> <ul style="list-style-type: none">• public limited company (plc) <p>Sources of finance for growing and established businesses:</p> <ul style="list-style-type: none">• internal sources: retained profit, selling assets• external sources: loan capital, share capital, including stock market flotation (public limited companies).	2.1.2 Changes in business aims and objectives	<p>Why business aims and objectives change as businesses evolve:</p> <ul style="list-style-type: none">• in response to: market conditions, technology, performance, legislation, internal reasons. <p>How business aims and objectives change as businesses evolve:</p> <ul style="list-style-type: none">• focus on survival or growth• entering or exiting markets• growing or reducing the workforce• increasing or decreasing product range.	2.1.3 Business and globalisation	<p>The impact of globalisation on businesses:</p> <ul style="list-style-type: none">• imports: competition from overseas, buying from overseas• exports: selling to overseas markets• changing business locations• multinationals. <p>Barriers to international trade:</p> <ul style="list-style-type: none">• tariffs• trade blocs. <p>How businesses compete internationally:</p> <ul style="list-style-type: none">• the use of the internet and e-commerce• changing the marketing mix to compete internationally.	2.1.4 Ethics, the environment and business	<p>The impact of ethical and environmental considerations on businesses:</p> <ul style="list-style-type: none">• how ethical considerations influence business activity: possible trade-offs between ethics and profit• how environmental considerations influence business activity: possible trade-offs between the environment, sustainability and profit• the potential impact of pressure group activity on the marketing mix.
Topic 2.1 Growing the business														
Subject content	What students need to learn:													
2.1.1 Business growth	<p>Methods of business growth and their impact:</p> <ul style="list-style-type: none">• internal (organic) growth: new products (innovation, research and development), new markets (through changing the marketing mix or taking advantage of technology and/or expanding overseas)• external (inorganic) growth: merger, takeover. <p>The types of business ownership for growing businesses:</p> <ul style="list-style-type: none">• public limited company (plc) <p>Sources of finance for growing and established businesses:</p> <ul style="list-style-type: none">• internal sources: retained profit, selling assets• external sources: loan capital, share capital, including stock market flotation (public limited companies).													
2.1.2 Changes in business aims and objectives	<p>Why business aims and objectives change as businesses evolve:</p> <ul style="list-style-type: none">• in response to: market conditions, technology, performance, legislation, internal reasons. <p>How business aims and objectives change as businesses evolve:</p> <ul style="list-style-type: none">• focus on survival or growth• entering or exiting markets• growing or reducing the workforce• increasing or decreasing product range.													
2.1.3 Business and globalisation	<p>The impact of globalisation on businesses:</p> <ul style="list-style-type: none">• imports: competition from overseas, buying from overseas• exports: selling to overseas markets• changing business locations• multinationals. <p>Barriers to international trade:</p> <ul style="list-style-type: none">• tariffs• trade blocs. <p>How businesses compete internationally:</p> <ul style="list-style-type: none">• the use of the internet and e-commerce• changing the marketing mix to compete internationally.													
2.1.4 Ethics, the environment and business	<p>The impact of ethical and environmental considerations on businesses:</p> <ul style="list-style-type: none">• how ethical considerations influence business activity: possible trade-offs between ethics and profit• how environmental considerations influence business activity: possible trade-offs between the environment, sustainability and profit• the potential impact of pressure group activity on the marketing mix.													

		<table><tr><th colspan="2">Topic 2.2 Making marketing decisions</th></tr><tr><th>Subject content</th><th>What students need to learn:</th></tr><tr><td>2.2.1 Product</td><td>The design mix:<ul style="list-style-type: none">function, aesthetics, cost.The product life cycle:<ul style="list-style-type: none">the phases of the product life cycleextension strategies.The importance to a business of differentiating a product/ service.</td></tr><tr><td>2.2.2 Price</td><td>Price<ul style="list-style-type: none">pricing strategiesinfluences on pricing strategies: technology, competition, market segments, product life cycle.</td></tr><tr><td>2.2.3 Promotion</td><td>Promotion:<ul style="list-style-type: none">appropriate promotion strategies for different market segments: advertising, sponsorship, product trials, special offers, brandingthe use of technology in promotion: targeted advertising online, viral advertising via social media, e-newsletters.</td></tr><tr><td>2.2.4 Place</td><td>Place:<ul style="list-style-type: none">methods of distribution: retailers and e-tailers (e-commerce).</td></tr><tr><td>2.2.5 Using the marketing mix to make business decisions</td><td>How each element of the marketing mix can influence other elements. Using the marketing mix to build competitive advantage. How an integrated marketing mix can influence competitive advantage.</td></tr></table>	Topic 2.2 Making marketing decisions		Subject content	What students need to learn:	2.2.1 Product	The design mix: <ul style="list-style-type: none">function, aesthetics, cost. The product life cycle: <ul style="list-style-type: none">the phases of the product life cycleextension strategies. The importance to a business of differentiating a product/ service.	2.2.2 Price	Price <ul style="list-style-type: none">pricing strategiesinfluences on pricing strategies: technology, competition, market segments, product life cycle.	2.2.3 Promotion	Promotion: <ul style="list-style-type: none">appropriate promotion strategies for different market segments: advertising, sponsorship, product trials, special offers, brandingthe use of technology in promotion: targeted advertising online, viral advertising via social media, e-newsletters.	2.2.4 Place	Place: <ul style="list-style-type: none">methods of distribution: retailers and e-tailers (e-commerce).	2.2.5 Using the marketing mix to make business decisions	How each element of the marketing mix can influence other elements. Using the marketing mix to build competitive advantage. How an integrated marketing mix can influence competitive advantage.
Topic 2.2 Making marketing decisions																
Subject content	What students need to learn:															
2.2.1 Product	The design mix: <ul style="list-style-type: none">function, aesthetics, cost. The product life cycle: <ul style="list-style-type: none">the phases of the product life cycleextension strategies. The importance to a business of differentiating a product/ service.															
2.2.2 Price	Price <ul style="list-style-type: none">pricing strategiesinfluences on pricing strategies: technology, competition, market segments, product life cycle.															
2.2.3 Promotion	Promotion: <ul style="list-style-type: none">appropriate promotion strategies for different market segments: advertising, sponsorship, product trials, special offers, brandingthe use of technology in promotion: targeted advertising online, viral advertising via social media, e-newsletters.															
2.2.4 Place	Place: <ul style="list-style-type: none">methods of distribution: retailers and e-tailers (e-commerce).															
2.2.5 Using the marketing mix to make business decisions	How each element of the marketing mix can influence other elements. Using the marketing mix to build competitive advantage. How an integrated marketing mix can influence competitive advantage.															
	Resources required to revise	<ul style="list-style-type: none">https://www.tutor2u.net/businesshttps://www.twoteachers.co.uk/https://www.youtube.com/@Bizconseshhttps://www.youtube.com/channel/UCIJ4pk3uzyWoeoBkGs0hxQ My practice and Homework book Knowledge organiser- folders and in Teams. Theme 1 booklets.														
Drama	Term 1 Topics and Revision guidance	Term 1 <ul style="list-style-type: none">The focus will be on the completion of the evaluation element of the Component 1 Devising (2 weeks)Exploration of the set text for Component 3 written exam; your mock exam will be a full paper (one hour 30 mins) and focus on Noughts and Crosses and a live theatre performance.Preparations for Component 2 Practical Exam														
	Resources required to revise	<ul style="list-style-type: none">Re-read Noughts and CrossesEduqas Knowledge OrganisersNOA Drama department Knowledge Organisers on Noughts and Crosses, technical theatre and performance skillsCGP Drama revision guide.Seneca revision – key skills and knowledge (this will be set as homework tasks)GCSE Eduqas Drama Bitesize https://www.bbc.co.uk/bitesize/examspecs/zdb6xyc														
Engineering	Term 1 Topics and Revision guidance	<p>This revision plan covers the essential features of engineered products, emphasising aesthetics, user needs, safety, ergonomics, anthropometrics, mechanisms, electronics, sustainability, and material properties.</p> <p>The initial weeks focus on the fundamentals, such as the visual appeal and user requirements, ensuring products are both attractive and functional. Safety and ergonomic considerations are highlighted to ensure products are safe and comfortable for users, while anthropometrics and mechanisms provide the technical foundation for designing functional products.</p> <p>Use the Unit 2 design brief, applying the concepts below in order to review and critique design existing Bike maintenance rigs solutions focusing on functionality and feature integration.</p> <p><u>Introduction to Engineered Products-</u></p> <p>Aesthetics: Study examples of aesthetically designed products. Understand the importance of appearance in user attraction and product success.</p> <p>User/Customer/Client Needs: Analyse case studies focusing on how products meet specific needs. Discuss how to identify and prioritise these needs during the design process.</p>														

		<p>Safety and Ergonomics: Review safety standards and regulations in product design. Look at examples of safety features in various products.</p> <p>Ergonomics: Study the principles of ergonomic design. Examine products with strong ergonomic features.</p> <p>Anthropometrics: Learn about human body measurements and how they influence design. Apply anthropometric data to product design scenarios.</p> <p>Mechanisms: Understand different types of mechanisms (e.g., levers, gears). Explore how these mechanisms function in various products.</p> <p>Electronics: Study basic electronic components (LEDs, resistors, diodes). Look at circuit design and integration in products.</p> <p>Sustainability: Discuss the importance of sustainability in product design. Examine materials and processes that enhance sustainability.</p> <p>Material Properties: Hardness, Toughness, Malleability, Brittleness Conductivity, Friction, and Durability Define and understand each property. Compare materials based on these properties and their application in products.</p> <p>Electrical Components: Identify and understand the function of components like LEDs, resistors, fuses, diodes, and power supplies. Study examples of products utilising these components.</p> <p>Mechanical Components: Identify fixings, clamping devices, and adjusting mechanisms.</p>
	Resources required to revise	<ul style="list-style-type: none"> • Knowledge Organisers: Part A Part B & C • Youtube Channel: Helpful Videos • Textbooks & Course Materials • Key Words/Terms Flash Cards • Course Notes • Study Guides on teams • Past Papers all on Teams
Food Technology	Term 1 Topics and Revision guidance	<p><u>UNIT 1 - External examination (in June of Y11)</u></p> <p>1.1 Hospitality and Catering Provision</p> <p>1.1.1. Hospitality and Catering providers</p> <p>1.1.2. Working in the Hospitality and Catering Industry</p> <p>1.1.3. Working conditions in the Hospitality and Catering industry</p> <p>1.1.4. Contributing factors to the success of Hospitality and Catering Provision</p> <p>1.2 How the Hospitality and Catering provisions operate</p> <p>1.2.1. The operation of the front and the back of house</p> <p>1.2.2. Customer requirements in Hospitality and Catering</p> <p>1.2.3. Hospitality and Catering Provision to meet different requirements</p> <p>1.3 Health & Safety in Hospitality and Catering</p> <p>1.3.1. Health and Safety in Hospitality and Catering provision</p> <p>1.3.2. Food safety</p> <p>1.4 Food safety in Hospitality and Catering</p> <p>1.4.1. Food related causes of ill health</p> <p>1.4.2. Symptoms and signs of food induced ill health</p>

		<p>1.4.3. Preventative control measures</p> <p>1.4.4. The Environmental Health Officer (EHO)</p> <p>UNIT 2 – Coursework and practical exam (in Feb-May of Y11)</p> <p>2.1 The importance of nutrition</p> <p>2.1.1. Understanding the importance of nutrition</p> <p>2.1.2. How cooking methods can impact nutritional value.</p>
	Resources required to revise	<p>Unit 1</p> <p>Unit 1 1 KO.pdf</p> <p>Unit 1 2 KO.pdf</p> <p>Unit 1 3 KO.pdf</p> <p>Unit 1 4 KO.pdf</p> <p>Revision guide.docx</p> <p>https://forms.office.com/e/zFMuZxZ31n?origin=lpLink</p> <p>https://forms.office.com/e/nYy3pmmsuQ?origin=lpLink</p> <p>https://forms.office.com/e/CPMug3nuU8?origin=lpLink</p> <p>https://forms.office.com/e/GSPwVPkdbd?origin=lpLink</p> <p>https://forms.office.com/e/R6i9ciJ89k?origin=lpLink</p> <p>https://forms.office.com/e/PXQvBXgb2q?origin=lpLink</p> <p>https://forms.office.com/e/CA5envGQAD?origin=lpLink</p> <p>https://forms.office.com/e/etgqqLLNyD?origin=lpLink</p> <p>https://forms.office.com/e/4Ut56kkQhP?origin=lpLink</p> <p>https://forms.office.com/e/NXdYWFdBhG?origin=lpLink</p> <p>https://forms.office.com/e/DAmXPK0eq?origin=lpLink</p> <p>https://forms.office.com/e/ZvMds3bsDy?origin=lpLink</p> <p>https://forms.office.com/e/smRPTGD9Sc?origin=lpLink</p> <p>Unit 2</p> <p>Unit 2 1 KO.pdf</p>
Health & Social Care	Term 1 Topics and Revision guidance	<p>Term 1 of year 11 will be component 2 coursework. This is split into 5 sections and we will write this from September to December. The sections are as follows;</p> <ol style="list-style-type: none"> How the health care services work together. <i>You will need to make sure you have notes on what primary, secondary, tertiary care and allied health professionals are and how these services work together including a multi disciplinary team.</i> How social care services meet the needs of an individual. <i>You will need notes on social care for children, those with extra needs and elderly people. You will have a case study and have to apply the care to that person.</i> The barriers to accessing care. <i>Ensure you know the barriers and can give realistic suggestions for how they can minimise the barrier. Again, it will be for a specific person/scenario.</i> How healthcare professionals demonstrate the skills, attributes and values required when delivering care to an individual. <i>You should have notes on skills - problem solving, observation, dealing with difficult situations, organisations. Attributes – empathy, patience, trustworthiness and honesty. Values – 6 Cs. It will only be 2 skills, 2 values and 2 attributes that we need to write about.</i> The potential obstacles that someone may face, how they impact on the individual and how they use the skills, attributes and values to help them.

		<p><i>Ensure you have notes on the obstacles such as emotional, time, resources, targets, support and other.</i></p>
	Resources required to revise	<ul style="list-style-type: none"> You will already have some of these notes in your books, but any missing notes need to be caught up. Revision guide – some of you have bought this, if not there is a version on teams. Research sections using websites such as overcoming barriers – what is available to help people access care? Look at Acts such as the equality act to help you to get some extra information. Look at charity organisations such as Age UK & MIND – what do they do? How do they help individuals? Make any notes you can to bring into the lesson in September before the assignment is released.
GCSE Music	Term 1 Topics and Revision guidance	<p>Set works:</p> <p>Brandenburg Concerto</p> <p>Pathétique</p> <p>Defying Gravity</p> <p>Music for a While</p> <p>Star Wars</p> <p>Killer Queen</p> <p>Samba em Preludio</p> <p>Release</p> <p>We recommend using the Edexcel resources on Focus On Sound (a link to the page is available via the class Teams page). Tasks will be set for this fortnightly, but all tasks can be completed via this link – you do not need our permission to revise so please get ahead of the game and start completing them early!</p>
	Resources required to revise	<ul style="list-style-type: none"> Edexcel Official GCSE Revision book: Edexcel book CGP Revision Book: CGP Book Set Work videos: Youtube Focus On Sound: Log In
Music Technology	Term 1 Topics and Revision guidance	<p>Component 1 – Exploring Music Products and Styles</p> <ul style="list-style-type: none"> - Melody - Harmony - Tonality - Rhythm - Structure - Instrumentation - Texture - Timbre - Production

	Resources required to revise	<p>Focus On Sound:</p> <ul style="list-style-type: none"> • Log In <p>Book – Music Technology from Scratch</p> <ul style="list-style-type: none"> • Buy
RE	Term 1 Topics and Revision guidance	<p>Christian Beliefs</p> <ul style="list-style-type: none"> - The nature of God, problem of evil, the Trinity, creation, heaven, hell, judgement. - The incarnation, the crucifixion, resurrection, ascension, sin, original sin, salvation, atonement. <p>Christian Practices</p> <ul style="list-style-type: none"> - Different forms of worship and their significance: liturgical, non liturgical, and informal, including the use of the Bible. - Private worship. - Prayer and its significance, including the Lord's Prayer. - Baptism (infant and believer's) - Eucharist / holy communion - The importance of pilgrimage (Lourdes and Iona) - Christmas and Easter <ol style="list-style-type: none"> 1. Focus on Christianity for now, there is plenty of time to revisit Islam and your knowledge is more secure here. If you want to do some work on Islam, the topics can be found here 2. You have self quizzing booklets, even if a quiz has been completed, quiz again. This booklet is full of key knowledge. 3. Past paper practice is one of the best ways to revise. They are all available to you on Teams (see link below). Do a question or a set of questions then use the mark scheme to self mark.
	Resources required to revise	<ul style="list-style-type: none"> • KOs / self-quizzing booklets / comprehension booklets / past papers all on Teams. You can find them here • Seneca • Ms Owen's Every Resource Document On Teams but can access here • Ben Wardle Ben Wardle - RE AQA Revision Overviews • Mr McMillan Mr McMillan - How to Revise • BBC Bitesize GCSE Religious Studies - AQA - BBC Bitesize • Oak Academy Religious Education lessons for Key Stage 4 students - Oak National Academy (thenational.academy)
Sport	Term 1 Topics and Revision guidance	<p>Term 1 of year 11 consist of coursework and completing Tasks 1,2 and 5 of R185 Performance & Leadership. component 2 coursework.</p> <p>Task 1: You must complete a logbook as evidence of your participation in two different activities.</p> <p>Task2: You must identify the strengths and weaknesses of your skills in one of your selected activities. You must:</p> <ul style="list-style-type: none"> • Review your own skills performance • Suggest realistic ways to improve two skills in one of your selected activities • Apply these suggestions practically over a meaningful number of sessions and measure any improvement achieved. <p>The evidence for this task must include a written reports or presentation and a logbook</p> <p>Task 5: You must evaluate the session you delivered in term 6 of year 10 using the teacher feedback to help</p> <ul style="list-style-type: none"> • Describe what went well and not so well • Discuss how you adapted your plan

		<ul style="list-style-type: none"> Describe how your plan could be improved if the process was to be repeated in future
	Resources required to revise	<ul style="list-style-type: none"> Knowledge organisers and classwork Cambridge National Sports Studies Unit R185 Course Booklet by CGP – Topic Area 1 & 2 Cambridge National Sports Studies Unit R185 Course Booklet by CGP – Topic Area 3-5 Cambridge National Sports Studies Revision Guide by CGP